

Hydraulic Pumps T7/T67/T6C Industrial, POCCA Vane Pumps

T6C - Ordering Code

Model No.

T6C* - 022 - 1 R 00 - B 1 - ..

Series - SAE B 2 bolts

J744 mounting flange

* Rear drive option available, please contact Parker

Displacement

Volumetric displacement (ml/rev.)

003 = 10,8 017 = 58,3
005 = 17,2 020 = 63,8
006 = 21,3 022 = 70,3
008 = 26,4 025 = 79,3
010 = 34,1 028 = 88,8
012 = 37,1 031 = 100,0
014 = 46,0

Type of shaft

1 = keyed (SAE B) Ø 22,2
2 = keyed (non SAE)
3 = splined (SAE B) 13 teeth
4 = splined (SAE BB) 15 teeth

Modifications

Seal class

1 = S1 BUNA N - 0,7 bar max. (for mineral oil)
4 = S4 EPDM - 7 bar max. (for fire resistant fluids)
5 = S5 VITON® - 7 bar max. (for mineral oil and fire resistant fluids)

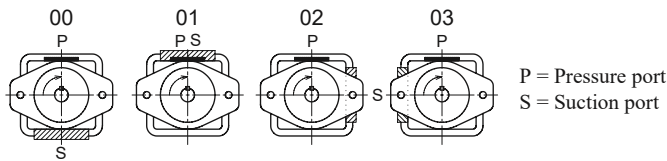
Design letter

Porting combination

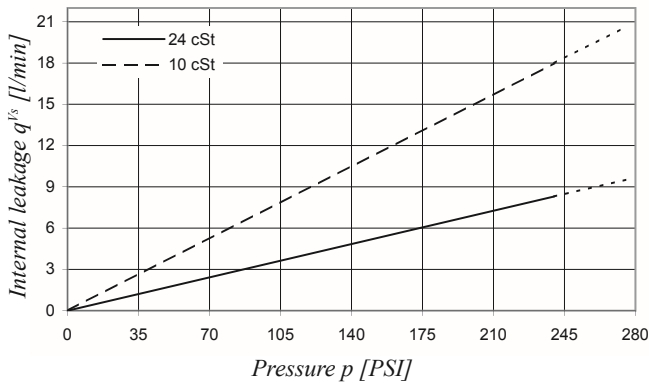
00 = standard

Direction of rotation (shaft end view)

R = Clockwise
L = Counter-clockwise

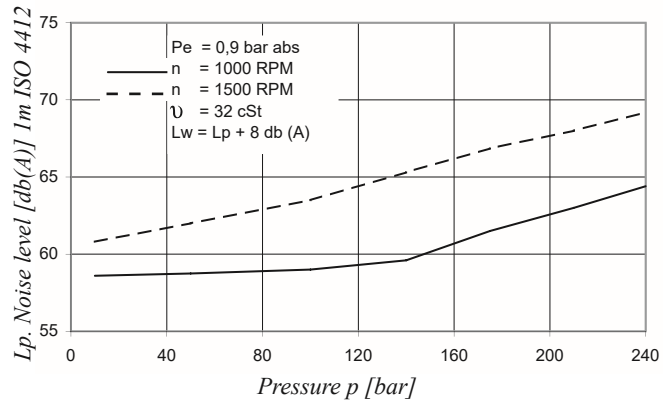


INTERNAL LEAKAGE (TYPICAL)

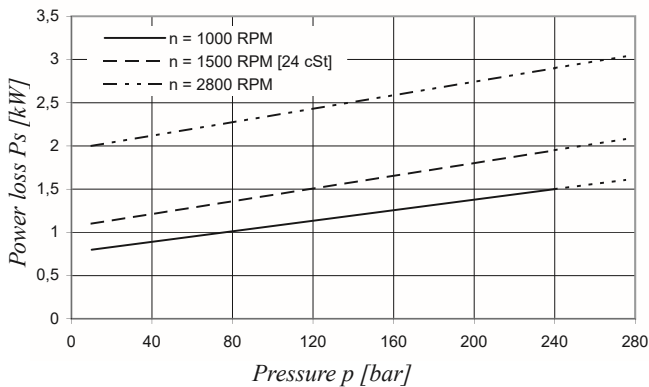


Do not operate pump more than 5 seconds at any speed or viscosity if internal leakage is higher than 50% of theoretical flow.

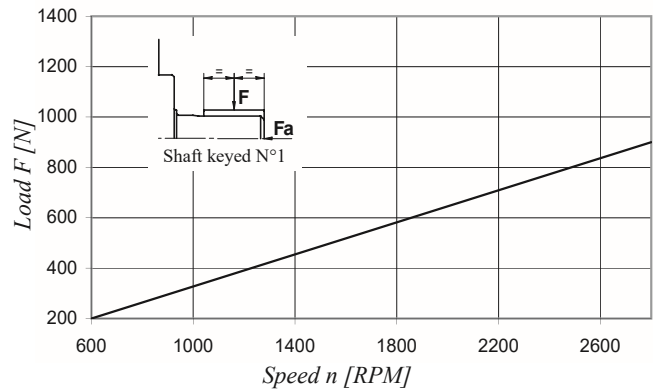
NOISE LEVEL (TYPICAL) - T6C - 022



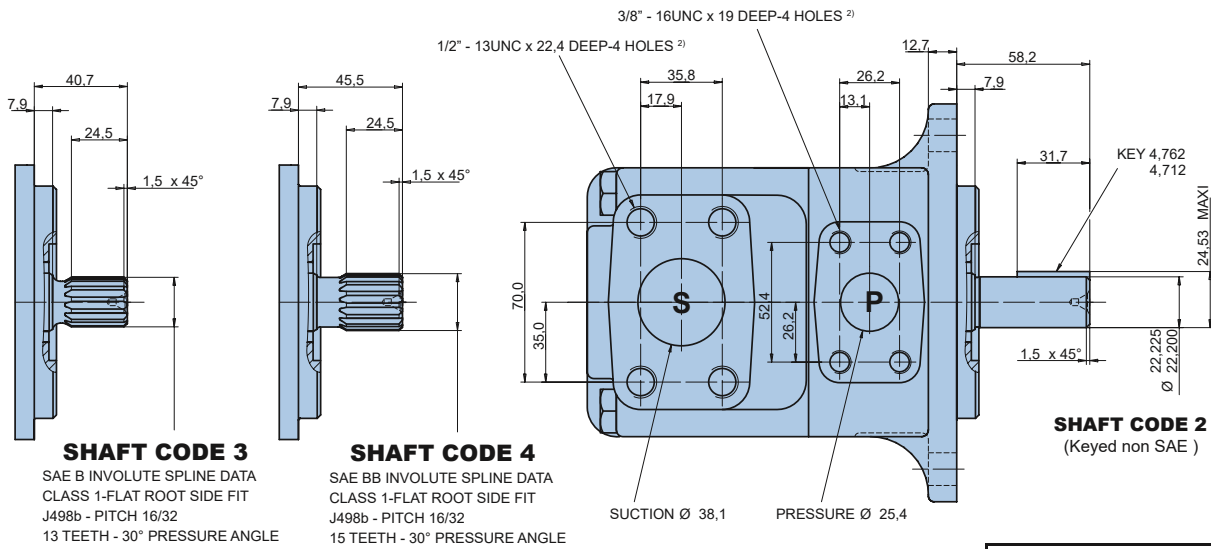
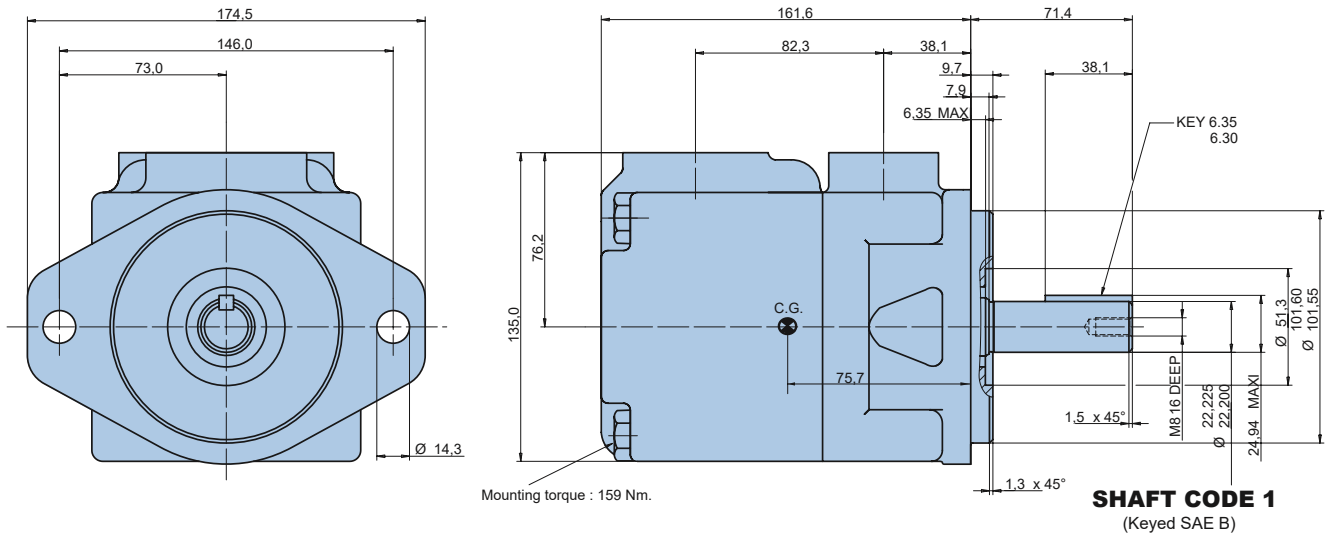
POWER LOSS HYDROMECHANICAL (TYPICAL)



PERMISSIBLE RADIAL LOAD



Maximum permissible axial load Fa = 800 N



Shaft torque limits [ml/rev. x bar]	
Shaft	Vi x p max.
1	16340
2	14300
3	20600
4	21800

OPERATING CHARACTERISTICS - TYPICAL [24 cSt]

Pressure port	Series	Vi Volumetric displacement	Flow q _v [l/min] & n = 1500 RPM			Input power P [kW] & n = 1500 RPM		
			p = 0 bar	p = 140 bar	p = 240 bar	p = 7 bar	p = 140 bar	p = 240 bar
T6C	003	10,8 ml/rev	16,2	11,2	7,7	1,3	5,3	8,4
	005	17,2 ml/rev	25,8	20,8	17,3	1,4	7,5	12,2
	006	21,3 ml/rev	31,9	26,9	23,4	1,5	8,9	14,7
	008	26,4 ml/rev	39,6	34,6	31,1	1,6	10,7	17,7
	010	34,1 ml/rev	51,1	46,1	42,6	1,7	13,4	22,3
	012	37,1 ml/rev	55,6	50,6	47,1	1,7	14,4	24,1
	014	46,0 ml/rev	69,0	64,0	60,5	1,9	17,6	29,5
	017	58,3 ml/rev	87,4	82,4	78,9	2,1	21,9	36,9
	020	63,8 ml/rev	95,7	90,7	87,2	2,2	23,8	40,2
	022	70,3 ml/rev	105,4	100,4	96,9	2,3	26,1	44,1
	025	79,3 ml/rev	118,9	113,9	110,4	2,5	29,2	49,5
	028	88,8 ml/rev	133,2	128,2	125,8 ¹⁾	2,8	32,7	48,5 ¹⁾
031	100,0 ml/rev	150,0	145,0	142,6 ¹⁾	2,8	36,5	54,4 ¹⁾	

¹⁾ 028 - 031 = 210 bar max. int.

²⁾ Port connection can be supplied with metric threads (Please contact POOCCA).